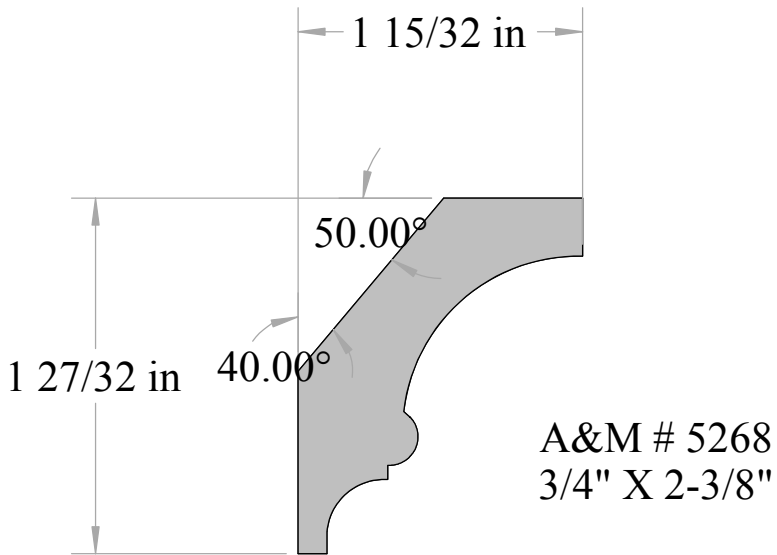
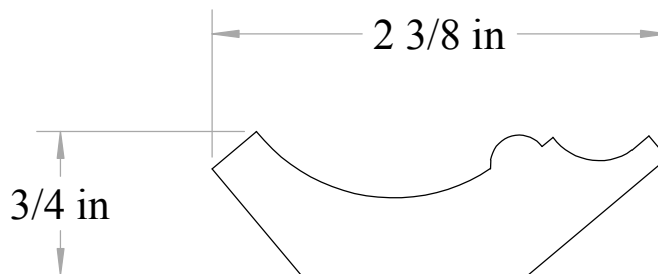





Anderson & McQuaid Co, Inc.



CROWN MOULDING MEASUREMENTS ARE
BASED ON THE THICKEST POINT IN THE
PROFILE x TIP TO TIP DIMENSION



A&M # 5268
 $\frac{3}{4}$ " X $2\text{-}\frac{3}{8}$ "

-  All unshaded profiles available in poplar
-  All shaded profiles available in poplar, cherry, maple, sapele and red oak.
-  All hatched profiles available in sapele